

# **OBJECT DETECTION USING OPENCV**

**A Thesis Submitted in Partial Fulfilment of the requirements  
for the degree of**

**MASTER OF TECHNOLOGY  
in  
Software Engineering**

**By**

**AKRITI KUMARI  
( University Roll No: 1200449003 )**

**Under the Supervision of**

**DR. PRAVEEN KUMAR SHUKLA  
Head of Department  
Department of Computer Science & Engineering  
School of Engineering, BBD University, Lucknow  
&**

**DR. MANUJ DARBARI  
Associate Professor  
Department of Computer Science & Engineering  
School of Engineering, BBD University, Lucknow**

**CSE Department BBDU, Lucknow**



**BBD UNIVERSITY**

**to the**

**SCHOOL OF ENGINEERING  
BABU BANARASI DAS UNIVERSITY  
LUCKNOW**

**June 2022**

## **CERTIFICATE**

It is certified that the work contained in this thesis entitled “**Object Detection Using OpenCV**”, by **Akriti Kumari (Roll No 1200449003)**, for the award of **Master of Technology** from Babu Banarasi Das University has been carried out under my supervision and this work has not been submitted elsewhere for a degree.

**Signature**

**DR. PRAVEEN KUMAR SHUKLA**

Head of Department  
Department of Computer Science & Engineering  
School of Engineering, BBD University,  
Lucknow  
Date: 23/06/2022

## **ABSTRACT**

In this thesis work object visual recognition (OVR) plans to remove exact progressing on-road traffic signs, which incorporate three phases of disclosure of objects of revenue, affirmation of perceived things, and following of things moving. Here OpenCV instrument gives the computation sponsorship to different things as recognizable proof. Thing disclosures a PC development related to picture taking care of and PC vision that oversees perceiving events and objects of a certain class in modernized pictures and accounts. Thing recognizable proof is a troublesome issue in vision-based PC applications. It is familiar with recognizing whether a scene or picture object has been there or not. In this thesis, we will present methods and procedures for recognizing or seeing items with various benefits like viability, accuracy, power etc.

## **ACKNOWLEDGEMENT**

I hereby declare that the thesis entitled “**Object Detection Using OpenCV**” submitted by me in the Partial Fulfilment of the requirements for the award of the degree of Master of Technology (CS-SE) of Babu Banarasi Das University is a record of my own work carried under the supervision and guidance of Dr. Praveen Kumar Shukla & Dr. Manuj Darbari.

I am also very grateful and thankful to our head sir Dr. Praveen Kumar Shukla & Dr. Manuj Darbari Who guided us in the right way.

To the best of my knowledge, this thesis project has not been submitted to Babu Banarasi Das university or any other university or institute for the award of my degree.

**AKRITI KUMARI**

Roll No. 1200449003

# TABLE OF CONTENT

Abstract	iii
List of figures	vi
List of Abbreviation	vii
<b>1. INTRODUCTION</b>	<b>1-4</b>
1.1 Introduction	1
1.2 Problem Statement	3
1.3 Objective	3
1.4 Motivation	3
1.5 Scope of Work	3
1.6 Thesis Organization	4
<b>2. LITERATURE SURVEY</b>	<b>5-14</b>
<b>3. MATERIALS AND METHODS</b>	<b>15-26</b>
3.1 General Description	15
3.1.1 Users Perspective	15
3.2 Feasibility Study	15
3.4.1 Technical Feasibility	16
3.4.2 Economic Feasibility	16
3.4.3 Operational Feasibility	16
3.3 Technology Used	16
3.3.1 Python	17
3.3.2 Django	17
3.4 Input and Output Design	19
3.4.1 Input Design	19
3.4.2 Objective	19
3.4.3 Output Design	20
3.5 Introduction to System Analysis	20
3.5.1 System	20
3.5.2 System Analysis	21
3.6 Existing System	21

3.7	Proposed System	21
3.8	Modules	22
3.9	Algorithms	22
3.10	Methodology	24
3.10.1	Generic Object Detection	24
3.10.2	Traffic Sign Detection	25
3.10.3	Car detection	25
3.10.4	Cyclist Detection	25
3.11	System Design	25
3.11.1	Architecture Design	26
<b>4</b>	<b>SYSTEM TESTING</b>	<b>27-30</b>
4.1	Unit Testing	27
4.2	Integration Testing	27
4.3	Functional Test	28
4.4	System Test	28
4.5	White Box Test	28
4.6	Black Box Test	29
<b>5.</b>	<b>RESULT</b>	<b>31-37</b>
<b>6.</b>	<b>CONCLUSION</b>	<b>38</b>
	<b>REFERENCES</b>	<b>39-44</b>
	<b>APPENDIX 1</b>	<b>45-48</b>
	<b>APPENDIX 2</b>	<b>49-57</b>

## LIST OF TABLE

<b>Table No.</b>	<b>Table Name</b>	<b>Page No.</b>
Table 1	Different technique used for object detection and drawbacks	14
Table 2	Time consumed by the algorithm for detecting object in images	31
Table 3	Time consumed by the algorithm for detecting object in videos	31

## LIST OF FIGURE

<b>Figure No.</b>	<b>Name of Figure</b>	<b>Page No.</b>
Figure 1	System Architecture	26
Figure 2	Bus and Person detection	32
Figure 3	Traffic Signal detection	33
Figure 4	Cycle detection	34
Figure 5	Traffic sign detection	35
Figure 6	Car detection	36
Figure 7	Car detection from back side	37



## **LIST OF ABBREVIATION**

OVD	Object Visual Detection
OD	Object Detection
ACK	Acknowledgement
DPM	Deformable Parts Model
ITS	Intelligent Transport System
OFM	Optical Flow method
CNN	Convolutional Neural Network
R-CNN	Region Based Convolutional Neural Networks
SRS	Software Requirement Specification

---

# Chapter 1

## INTRODUCTION

### 1.1 Introduction

Object visual recognition (OVR) is one of some quick arising zones in the keen transportation framework. This field of examination has been effectively concentrated over the previous decade. TSP includes three stages: discovery, acknowledgment and following of different objects of interest. Since acknowledgment and following frequently depend on the outcomes from recognition, the capacity to distinguish objects of interest successfully assumes a urgent part in TSP.

In this thesis work, we center around three significant classes of items: traffic signs, vehicles, and cyclists. a run of the mill on-street traffic scene with the distinguished objects of revenue and shows some sure models from the three referenced classes. Most past strategies have planned explicit finders utilizing various highlights for every one of these three classes. The methodology we guarantee here contrasts from these current methodologies in that we propose a solitary learning based location system to recognize every one of the three significant classes of articles.

The proposed system comprises of a thick element extractor and finders of these three classes. When the thick highlights have been removed, these highlights are imparted to all identifiers. The benefit of utilizing one basic system is that the recognition speed is a lot quicker, since all thick highlights need just to be assessed once in the testing stage. Due to higher acknowledgment precision of optical stream procedure, development limits of moving articles are made which achieves avoiding any covering of different moving things.

The proposed computation from the start takes the video traces as information independently checks the ordinary stream vectors from them which achieves Optical stream vectors. Clatter filtering is done to dispose of the unwanted development far away. By then thresholding is never really twofold picture.

---

---

There are some unbalanced cutoff points in edge picture which are rectified by morphological assignments. Related parts are examined to fairly fix the made white masses in combined picture. Finally, checking of moving thing is done with a case which shows the development of the articles only. Optical stream technique has been supported considering its low unpredictability and high accuracy [6].

Generally, Object recognizable proof has applications in various locales of PC vision, including picture getting and video surveillance[1]. Very much educated spaces regarding article disclosure join face recognizable proof and bystander area. Incredible thing distinguishing proof structure chose the presence or nonappearance of articles in self-self-assured scenes and be invariant to fight scaling and insurgency, the camera see point and changes environment.

Address disclosure issue with different objectives, which are portrayed into two characterizations: unequivocal and determined. The past incorporates revelation of known articles and letter incorporates the acknowledgment of a thing class or charmed district. All article area systems use models either explicitly or absolutely and assign part pointers subject to these thing models. The hypothesis game plan and check sections vacillate in their importance in different approaches to manage object recognizable proof. A couple of structures use just hypothesis improvement and a short time later select the article with most raised planning as the correct thing. An article acknowledgment system should pick right contraptions and legitimate techniques for the getting ready.

In the decision of fitting methods for a particular application must been considered by various factors. An article disclosure structure finds protests actually from an image of the world, using object models which are known from the before. This cycle is incredibly exceptional. Since object discovery (OD) [43][49] was given a part as an AI issue, the first OD procedures depended accessible made features and direct, max-edge classifiers. The best and specialist method in this age was the Deformable Parts Model (DPM) [13].

---

---

After the incredibly amazing work by Krizhevsky et al. in 2012 [14], significant learning (or significant neural associations) has started to overpower various issues in PC vision and OD was no exclusion. The current age OD systems are totally established on significant acknowledging where both the hand-caused features and direct classifiers of the first strategies to have been displaced by significant neural associations.

## **1.2 Proposed Problem Statement**

Now days many techniques is available to detect object, but these techniques is made for to detect a specific object, but now days requirement is to detect multiple object from scenes.

## **1.3 Objective**

Objective of this thesis is to fast detection of multiple objects in traffic scenes with a common detection framework.

## **1.4 Motivation**

A solitary learning based location structure to identify every one of the three significant classes of articles. The proposed structure comprises of a thick element extractor and indicators of these three classes. When the thick highlights have been removed, these highlights are imparted to all indicators. The upside of utilizing one normal system is that the location speed is a lot quicker, since all thick highlights need just to be assessed once in the testing stage. The proposed structure presents spatially pooled highlights as a piece of totaled channel highlights to improve the element power to clamors and picture disfigurements. To additionally improve the speculation execution, we propose an item sub arrangement strategy as a methods for catching the intra-class variety of articles.

## **1.5 Scope of work**

Most past strategies have planned explicit indicators utilizing various highlights for every one of these three classes. The methodology we guarantee here contrasts from these current methodologies in that we propose a solitary learning based location structure to distinguish

---

---

every one of the three significant classes of different type of objects. To additionally improve the speculation execution, we propose an item sub arrangement technique as methods for catching the intra-class variety of articles.

## **1.4 Thesis Organization**

In this thesis chapter 1 contains the introduction, chapter 2 contains the literature review details, chapter 3 contains the details about material and methods, chapter 4 contains the system testing details, chapter 5 describe the result and chapter 6 provide conclusion of this thesis.

---

## CHAPTER 2

### LITERATURE SURVEY

Pictures are the mix of pixels which are spread around on the window in a common model and that each point in a pixel has a force regard that contains an image. People can watch the image by various characteristics of it for recognizing the article in picture. For machine, an image is a two dimensional group of pixel powers. So strategies are formed to achieve this goal of thing recognizable proof. Various amounts of systems has been proposed for object revelation recorded as a hard copy. Various explores analyze the issue of thing revelation expressly human area and its utilization for work game plan and various endeavors. Here, study is restricted to thought of recognizing objects those are moving in regards to the establishment.

There were various computations proposed for the above tasks which are recorded under:

- Frame differencing approach
- Viola Jones estimation
- Skin concealing illustrating

In an image a specific cutoff that secludes two homogenous areas is taken as an edge. Edge differencing [7] and Edge Detection [49] estimation [8] deducts the two progressive housings reliant upon these edges. If the differentiation comes out to be non-zero characteristics, it is seen as moving. However, it has a couple of requirements that during getting the video in view of the advancement in air or some other source may cause the agitating impact in the circumstance of the camera occurring into the counterfeit area of the stationary articles [7].

The Viola-Jones estimation [9] uses Haar-like features that are scalar thing between the image and some Haar-like configurations. Despite the way that it might be set up to perceive a variety of thing classes, it was prodded in a general sense by the issue of face area [10]. In any case, it has a couple of imperatives like the finder is best on front facing pictures of faces and it is sensitive to lighting conditions. The groundwork steps in skin distinguishing proof [11] are the

---

---

depiction of picture pixels in concealing spaces, fitting transport of skin and non-skin pixels, and after that skin tone [10] showing. According to skin colors dissemination credits on concealing space, skin concealing pixels can be recognized quickly with skin concealing model. Regardless, it has apparent hindrance like skin tone furthermore changes beginning with one individual then onto the following having a spot with different ethnic social events and from individuals across different areas.

Vamsi K. Vegamooret. al. 2019, [29] This paper shows critical interest actually in the progression of related and free vehicles (CAVs). Modified vehicle following capacity is key for CAVs; in this article, we give a review of the fundamental issues in the longitudinal control plan for customized vehicle following structures (AVFS) used by CAVs. This informative review changes from others in giving a study of essential methods of reasoning for plan of AVFS and the impact of AVFS on traffic transportability and prosperity.

Anjan Gudigar, et. al., 2016, [28] Obviously, Intelligent Transport System (ITS) has progressed gigantically the whole of its way. The focal point of ITS are recognizable proof and affirmation of traffic sign, which are relegated to fulfill prosperity and comfort needs of driver. This paper gives a fundamental study on three huge steps in Automatic Traffic Sign Detection and Recognition(ATSDR) system i.e., division, distinguishing proof and affirmation with respect to vision based driver help structure. In like manner, it bases on different exploratory courses of action of picture acquiring system. Further, discussion on possible future investigation challenges is made to make ATSDR more capable, which inturn produce a wide extent of chances for the researchers to do the point by point examination of ATSDR and to join the future points in their assessment.

Ichikawa, et. Al., 2018,[30] A modified driving system consolidates an electronic control device masterminded to : perceive a driving movement input aggregate during a customized driving control for a vehicle ; choose if the driver can start manual driving during the customized driving control for the vehicle ; yield a sign for performing changing from customized going to the manual driving ward on an outcome of a connection between's the driving action input entirety and a driving trading edge that is a breaking point for the transforming from the

---

---

customized going to the manual driving ; set the driving changing edge to a first driving trading edge when it is settled that the driver can start the manual driving ; and set the driving changing edge to a resulting driving trading edge outperforming the principal driving trading edge when it is settled that the driver can't start the manual driving.

Adam Coates, et. al.,2011, [22] While vector quantization (VQ) has been applied by and large to make features for visual affirmation issues, much late work has focused in on more amazing procedures. In particular, sparse coding has created as a strong alternative as opposed to standard VQ approaches and has been seemed to achieve dependably better on benchmark datasets. The two approaches can be part into a planning stage, where the system learns a word reference of reason limits, and an encoding stage, where the word reference is used to isolate features from new wellsprings of data. In this work, we analyze the reasons behind the achievement of insufficient coding over VQ by decoupling these stages, allowing us to disengage out the responsibilities of getting ready and encoding in a controlled way. Through expansive preliminaries on CIFAR, NORB and Caltech 101 datasets, we consider a couple getting ready and encoding plans, including pitiful coding and a kind of VQ with a fragile edge activation work. Our results show not simply that we can use speedy VQ estimations for planning, yet that we can comparatively too use aimlessly picked models from the arrangement set. Rather than spend resources on getting ready, we find it is more fundamental for pick a good encoder which can every now and again be an essential feed forward non linearity. Our results recollect top tier execution for both CIFAR and NORB.

Arturo de la Escalera, et. al., 1997, [23] A fantasy based vehicle bearing system for road vehicles can have three central positions: 1) road area; 2) obstruction disclosure; and 3) sign affirmation. The underlying two have been perused for quite a while frame and with various extraordinary results, anyway traffic sign affirmation is a less-analyzed field. Traffic signs outfit drivers with genuinely critical information about the road, in order to make driving safer and easier. We feel that traffic signs should expect comparative part for self-administering vehicles. They are proposed to be viably seen by human drivers generally considering the way that their concealing and shapes are inside and out not the same as native natural surroundings.

---



---

The computation depicted in this paper abuses these features. It has two central parts. The first, for the revelation, uses concealing thresholding to divide the image and shape assessment to perceive the signs. The resulting one, for the gathering, uses a neural association. A couple of results from typical scenes are showed up. Of course, the computation is real to recognize various kinds of engravings that would encourage the flexible robot to play out some task at that spot.

Shivani Agarwal, et. Al., 2002,[24] We present a philosophy for sorting out some way to recognize objects in still dull pictures, that relies upon an inadequate, part based depiction of articles. Avocabulary of information rich thing parts is thus worked from a lot of test photos of the article class of income. Pictures are then addressed using parts from this language, close by spatial relations saw among them. Considering this depiction, a component gainful learning computation is used to sort out some way to recognize events of the article class. The construction made can be applied to any object with unmistakable parts in a by and large fixed spatial plan. We report examines pictures of side viewpoints on vehicles. Our assessments show that the strategy achieves high recognizable proof precision on an irksome test set of genuine pictures, and is significantly generous to deficient obstacle and establishment assortment. In like manner, we inspect and offer responses for a couple of methodological issues that are immense for the assessment organization to have the choice to evaluate object area draws near.

Timo Ahonen, et.al., 2004, [25] In this work, we present a novel method to manage face affirmation which considers both shape and surface information to address face pictures. The face an area is beginning isolated into little territories from which Local Binary Pattern (LBP) histograms are taken out and associated into a single, spatially updated incorporate histogram capably addressing the face picture. The affirmation is performed using a nearest neighbor classifier in the handled segment space with Chi square as a difference measure. Wide examinations clearly show the prevalence of the proposed plot over totally contemplated systems (PCA, Bayesian Intra/extrapersonal Classifier and Elastic Bunch Graph Matching) on FERET tests which join testing the energy of the methodology against different visible

---

---

presentations, lighting and developing of the subjects. Despite its capability, the ease of the proposed methodology considers speedy component extraction.

Santosh K. Divvala et.al., 2012, [26] The Deformable Parts Model (DPM) has actually evolved as a very important and notable device for taking care of the intra-grouping assortment issue in object ID. In this paper, we summarize the indispensable encounters from our precise examination of the huge parts including this identifier. Even more unequivocally, we study the association between the capacity of deformable parts and the mix model portions inside this marker, and understand their relative importance. In the first place, we find that by growing the amount of parts, and trading the instatement adventure from their viewpoint extent, left-right flipping heuristics to appearance based batching, broad improvement in execution is obtained. Regardless, more intriguingly, we saw that with these new sections, the part misshapenings would now have the option to be murdered, yet getting results that are almost tantamount to the principal DPM marker.

Navneet Dalal, et. al., 2005, [27] We study the subject of abilities for generous visual thing affirmation, getting straight SVM based human recognizable proof as an investigation. In the wake of investigating existing edge and tendency based descriptors, we show likely that grids of Histograms of Oriented Gradient (HOG) descriptors in a general sense beat existing capacities for human ID. We study the effect of each period of the computation on execution, assuming that one scale tendencies, one bearing binning, for the most part coarse spatial binning, and first class area contrast normalization in covering descriptor blocks are astoundingly huge for great results. The new approach gives close ideal division on the primary MIT individual by walking data base, so we present an also testing dataset containing in excess of 1800 remarked on human pictures with a gigantic extent of stance assortments and establishments.

Based Generic Object Detection: Object identification is a challenging but significant application in the PC vision community. It has accomplished fruitful results in numerous practical applications, for example, face recognition and passerby discovery [2], [7]. Complete review of item location can be found in [7]. This segment momentarily reviews several

---

---

nonexclusive article discovery methods. One old style object indicator is the identification system of Viola and Jones which utilizes a sliding-window search with a cascade classifier to accomplish precise area and effective characterization. The other generally utilized structure is using a straight help vector machine (SVM) classifier with histogram of situated inclinations (HOG) highlights, which has been applied effectively in common identification [7]. These frameworks accomplish phenomenal identification results on inflexible object classes. In any case, for object classes with a huge intra-class variation, their identification execution tumbles down dramatically. In request to manage appearance varieties in object detection, a deformable parts model (DPM) based strategy has been proposed. This technique depends on a variation of HOG features and window format coordinating, however unequivocally models deformations utilizing a dormant SVM classifier. It has been applied successfully in many item discovery applications. Notwithstanding the DPM, visual sub order [10] is another basic way to deal with improve the generalization performance of recognition model. It separates the whole object class into various subclasses to such an extent that items with similar visual appearance are assembled together. A sub-indicator is trained for every subclass and location results from all subdetectors are converged to produce the end-product. Recently, a new recognition structure which uses amassed channel features (ACF) and an AdaBoost classifier has been proposed. This structure utilizes comprehensive sliding-window search to distinguish objects at multi-scales. It has been adjusted effectively for some down to earth applications.

**Traffic Sign Detection:** Many traffic sign identifiers have been proposed in the course of the most recent decade with recently made testing benchmarks. Intrigued peruser should see which gives a point by point investigation on the new advancement in the field of traffic sign identification. Most existing traffic sign indicators are appearance based locators. These indicators for the most part can be categorized as one of four classifications, specifically, shading based methodologies, shape based methodologies, surface based methodologies, and crossover draws near. Shading based methodologies [8], [9] for the most part utilize a two phase system. In the first place, division is finished by a thresholding operation in one explicit shading space. Hence, shape discovery is executed and is applied uniquely to the segmented regions. Since RGB shading space is extremely touchy to enlightenment change, a few methodologies,

---

---

convert the RGB space to the HSI space which is mostly invariant to light change. Different methodologies [9] execute division in the standardized RGB space which is appeared to outflank the HSI space. Both the HSI and the standardized RGB space can mitigate the adverse consequence of brightening change, yet fizzle on some serious circumstances. Shape based methodologies recognize edges or corners from crude pictures utilizing vigilant edge finder or its variations. At that point, edges and corners will be associated with customar polygons or circles by utilizing Hough like democratic plan. These identifiers are invariant to brightening change, however the memory and computational necessity is very high for enormous pictures. In [8], a hereditary calculation is embraced to recognize circles and is invariant to projective disfigurement, however the costly computational prerequisite restricts its application. Surface based methodologies first and foremost concentrate hand-made highlights processed from surface of pictures, and afterward utilize these extricated highlights to prepare a classifier. Mainstream hand created highlights incorporate HOG, LBP, ACF, and so on [2], [7]. A few methodologies utilize the HOG highlights with a SVM, others utilize the ACF highlights with an AdaBoost classifier. Other than the above approaches, a convolutional neural organization (CNN) is embraced for traffic sign recognition and accomplishes superb outcomes. Mixture approaches are a mix of the previously mentioned approaches. Generally, the underlying advance is the division to narrowthe search space, which is same as the shading based methodologies. Rather than just utilizing edges highlights or texturebasedfeatures, these techniques use them together to improve the recognition execution. One standard benchmark for traffic sign recognition is the German traffic sign identification benchmark (GTSDB) which gathers three significant classes of street signs (prohibitory, threat, and obligatory) from different traffic scenes. All traffic signs have been completely explained with the rectangular regionsof interest (ROIs). Specialists can advantageously think about their work dependent on this benchmark.

Vehicle Detection: Many existing vehicle indicators are visionbaseddetectors. Intrigued peruser should see which talks about various methodologies for vehicle discovery utilizing mono, sound system, and other vision sensors. We center around vision-based vehicle identifiers utilizing monocular data in this paper. These identifiers can be partitioned into three classifications: DPM based methodologies, subcategorization-based methodologies and

---

---

motionbasedapproaches. DPM-put together methodologies are worked with respect to the deformable parts model (DPM) which has been effectively applied in vehicle location. In a variation of DPM discretizes the quantity of vehicle directions and every part of the blend model relates to one direction. The creators of train a variation of DPM to distinguish vehicles under extreme impediments and messes. In impediment designs are utilized as preparing information to prepare a DPM which can reason the connections among vehicles and deterrents for discovery. Visual sub categorization which learns subcategories inside an article class is a typical way to deal with improve the model speculation in vehicle location. It normally comprises of two stages: include extraction and grouping. Tests with comparative visual highlights are assembled by applying bunching calculation on extricated include space. Sub categorization-basedmethods are generally utilized withDPMto recognize vehicles frommultiple perspectives. In subcategories of vehicles comparing to vehicle direction are learned by utilizing locally straight inserting strategy with HOG highlights. In vehicles with comparable perspectives, impediments, and truncation situations are assembled into the equivalent subcategory utilizing a semi-administered bunching technique with ACF highlights. Movement based methodologies frequently use appearance signs in monocular vision since monocular pictures don't give any 3D and profundity data. In [4], versatile foundation model is utilized to recognize vehicles dependent on movement that separated them from the foundation. The creators of propose a versatile foundation model to show the territory where surpassing vehicles will in general show up in the camera's field of view. Optical stream which is a well known device in machine vision, has beenused for monocular vehicle location.In a blend of optical stream and evenness following is utilized for vehicle identification.Optical stream is additionally utilized related to appearance-based methods in [6].The KITTI vision benchmark (KITTI) is a novel testing benchmark for the errands of monocular, sound system, optical stream, visual odometry, and 3D item discovery. The KITTI dataset gives a wide scope of pictures from different traffic scenes with completely clarified objects. Articles in the KITTI dataset incorporates people on foot, cyclists, and vehicles.

Cyclist Detection: Many existing cyclist indicators utilize person on foot recognition strategies since appearances of walkers are basically the same as appearances of cyclists along the street.

---

These indicators are mostly gotten from the fixed camera based methodologies. Fixed camera-based methodologies are intended for traffic checking utilizing fixed cameras. In corner include extraction, movement coordinating, and object arrangement are joined to recognize walkers and cyclists all the while. In a sound system vision based methodology is proposed for walker and cyclist discovery. It utilizes the shape includes and coordinating with basis of fractional Hausdorff distance to distinguish targets. The creators of propose a cyclist identifier to distinguish two wheels of bikes on street, however this methodology is restricted to identify crossing cyclists.

**Table 1:** Different technique used for object detection and drawbacks

SN	Paper Title	Paper Authors	Technique	Drawbacks
1	Traffic sign recognition and analysis for intelligent vehicles	A. de la Escalera, J.MaArmingol, M. Mata [21]	Genetic algorithms	It is not possible to generate off-line models of all the possibilities of the sign's appearance, because there are so many degrees of freedom. The object size depends on the distance to the camera.
2	Lateral Vehicles Detection Using Monocular High Resolution Cameras on TerraMax	Alberto Broggi, Andrea Cappalunga, Stefano Cattani and Paolo Zani [20]	background subtraction	The Defense Advanced Research Project Agency (DARPA) moved its third-annual robot race Grand Challenge from the desert into a city environment, calling it Urban Challenge.

---

				This system failed to required a very wide range sensorial capabilities, both in angle and distance
3	The Fastest Pedestrian Detector in the West	PiotrDollár, Serge Belongie, PietroPerona [3]	multiscale pedestrian detector operating	Both detection and false alarm figures are still orders of magnitude away from human performance and from the performance that is desirable for most applications
4	Histograms of Oriented Gradients for Human Detection	NavneetDalal and Bill Triggs [27]	linear SVM	Detecting humans in images is a challenging task owing to their variable appearance and the wide range of poses that they can adopt.

---

---

## **CHAPTER 3**

### **MATERIALS AND METHODS**

This work depicts about the prerequisites. It determines the equipment and programming prerequisite that are needed for software to keeping in mind the end goal, to run the application appropriately. The Software Requirement Specification (SRS) is clarified in point of interest, which incorporates outline of this exposition and additionally the functional and non-practical necessity of this thesis.

#### **3.1 General Description**

Most past strategies have planned explicit indicators utilizing various highlights for every one of these three classes. The methodology we guarantee here contrasts from these current methodologies in that we propose a solitary learning based discovery system to recognize every one of the three significant classes of items. To additionally improve the speculation execution, we propose an item sub classification technique as a methods for catching the intra-class variety of articles.

##### **3.1.1 Users Perspective**

The Characteristic of this task work is to give information adaptability security while sharing information through cloud. It gives a proficient approach to share information through cloud.

#### **3.2 Feasibility Study**

Believability is the determination of paying little respect to whether an undertaking justifies action. The framework followed in building their strength is called acceptability Study, these kind of study if a task could and ought to be taken.

Three key thoughts included in the likelihood examination are:

- Technical Feasibility
  - Economic Feasibility
  - Operational Feasibility
-



---

### **3.2.1 Technical Feasibility**

Here it is considered with determining hardware and programming, this will effectively fulfill the client necessity. The specialized requirements of the framework should shift significantly yet may incorporate

- ❖ The office to create yields in a specified time.
- ❖ Reaction time under particular states.
- ❖ Capacity to deal with a particular segment of exchange at a specific pace.

### **3.2.2 Economic Feasibility**

Budgetary examination is the often used system for assessing the feasibility of a projected structure. This is more usually acknowledged as cost/favorable position examination. The method is to center the focal points and trusts are typical casing a projected structure and a difference them and charges. These points of interest surpass costs; a choice is engaged to diagram and realize the system will must be prepared if there is to have a probability of being embraced. There is a consistent attempt that upgrades in exactness at all time of the system life cycle.

### **3.2.3 Operational Feasibility**

It is for the most part identified with human association and supporting angles. The focuses are considered:

What alterations will be carried through the framework?

- What authoritative shapes are dispersed?
- What new aptitudes will be needed?
- Do the current framework employee's individuals have these aptitudes?
- If not, would they be able to be prepared over the span of time?

---

## 3.3 Technology used

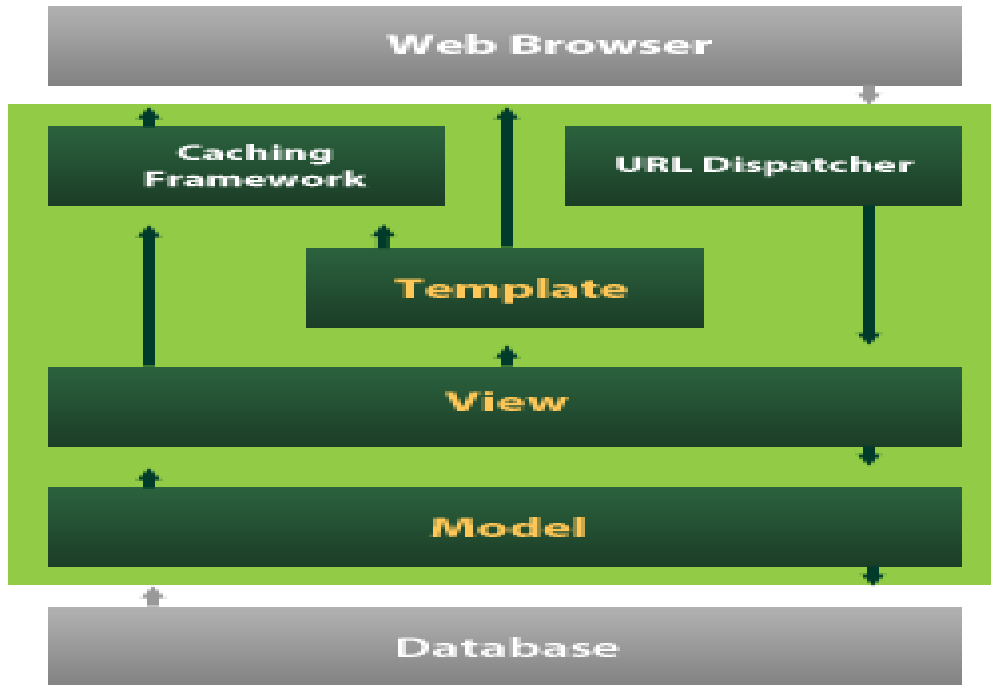
### 3.3.1 PYTHON

Python is a general-purpose interpreted, interactive, object oriented, and high-level programming language. An interpreted language Python has a design philosophy that emphasizes code readability (notably using whitespace indentation to delimit code blocks rather than curly brackets or keywords), and a syntax that allows programmers to express concepts in fewer lines of code than might be used in languages such as C++ or Java. It provides constructs that enable clear programming on both small and large scales. Python interpreters are available for many operating systems. CPython, the reference implementation of Python, is open source software and has a community-based development model, as do nearly all of its variant implementations. CPython is managed by the non-profit Python Software Foundation. Python features a dynamic type system and automatic memory management. It supports multiple programming paradigms, including object-oriented, imperative functional and procedural, and has a large and comprehensive standard library.

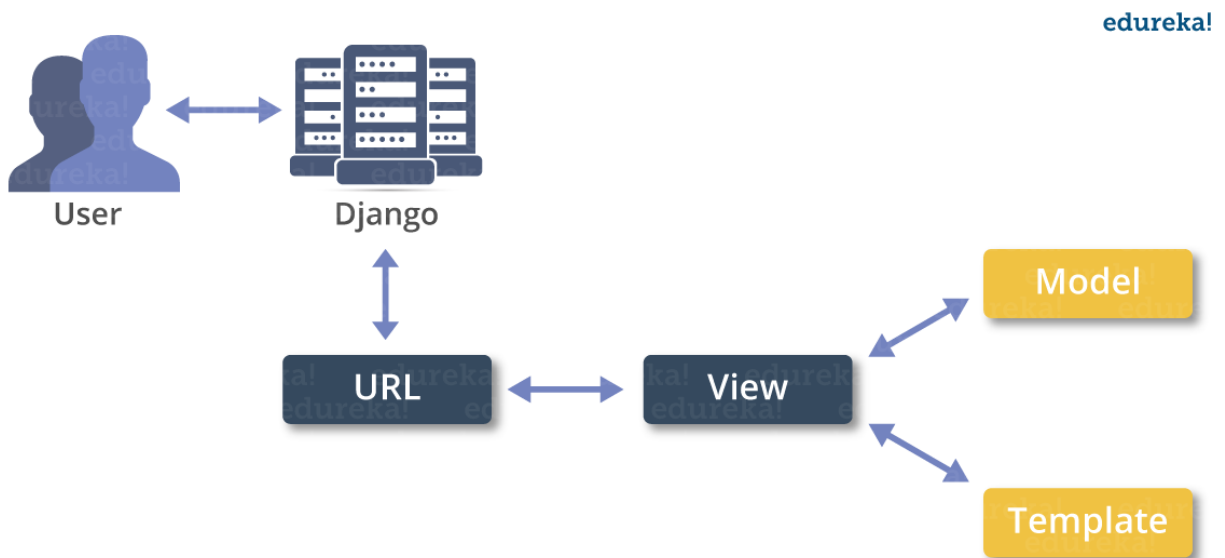
### 3.3.2 DJANGO

Django is a high-level Python Web framework that encourages rapid development and clean, pragmatic design. Built by experienced developers, it takes care of much of the hassle of Web development, so you can focus on writing your app without needing to reinvent the wheel. It's free and open source.

Django's primary goal is to ease the creation of complex, database driven websites. Django emphasizes reusability and "pluggability" of components rapid development, and the principle of don't repeat yourself. Python is used throughout, even for settings files and data models.



Django also provides an optional administrative create, read update and delete interface that is generated dynamically through introspection and configured via admin models



---

## **3.4 INPUT AND OUTPUT DESIGN**

### **3.4.1 INPUT DESIGN**

The input design is the link between the information system and the user. It comprises the developing specification and procedures for data preparation and those steps are necessary to put transaction data in to a usable form for processing can be achieved by inspecting the computer to read data from a written or printed document or it can occur by having people keying the data directly into the system. The design of input focuses on controlling the amount of input required, controlling the errors, avoiding delay avoiding extra steps and keeping the process simple. The input is designed in such a way so that it provides security and ease of use with retaining the privacy. Input design considered the following things:

- What data should be given as input?
- How the data should be arranged or coded?
- The dialog to guide the operating personnel in providing input.
- Methods for preparing input validations and steps to follow when error occur.

### **3.4.2 OBJECTIVES**

1. Input design is the process of converting a user-oriented description of the input into a computer-based system. This design is important to avoid errors in the data input process and show the correct direction to the management for getting correct information from the computerized system.

2. It is achieved by creating user-friendly screens for the data entry to handle large volume of data. The goal of designing input is to make data entry easier and to be free from errors. The data entry screen is designed in such a way that all the data manipulates can be performed. It also provides record viewing facilities.

3. When the data is entered it will check for its validity. Data can be entered with the help of screens. Appropriate messages are provided as when needed so that the user will not be in maize of instant. Thus the objective of input design is to create an input layout that is easy to follow

---

### **3.4.3 OUTPUT DESIGN**

A quality output is one, which meets the requirements of the end user and presents the information clearly. In any system results of processing are communicated to the users and to other system through outputs. In output design it is determined how the information is to be displaced for immediate need and also the hard copy output. It is the most important and direct source information to the user. Efficient and intelligent output design improves the system's relationship to help user decision making.

1. Designing computer output should proceed in an organized, well thought out manner; the right output must be developed while ensuring that each output element is designed so that people will find the system can use easily and effectively. When analysis design computer output, they should Identify the specific output that is needed to meet the requirements.

2. Select methods for presenting information.

3. Create document, report, or other formats that contain information produced by the system.

The output form of an information system should accomplish one or more of the following objectives.

- Convey information about past activities, current status or projections of the
- Future.
- Signal important events, opportunities problems, or warnings.
- Trigger an action.
- Confirm an action.

## **3.5 Introduction to System Analysis**

### **3.5.1 System**

A system is an orderly group of interdependent components linked together according to a plan to achieve a specific objective. Its main characteristics are organization, interaction, interdependence, integration and a central objective.

### **3.5.2 System Analysis**

---

---

System analysis and design are the application of the system approach to problem solving generally using computers. To reconstruct a system the analyst must consider its elements output and inputs, processors, controls feedback and environment.

### **3.6 Existing System**

The point of traffic sign identification is to alarm the driver of the changed traffic conditions. The undertaking is to precisely limit and perceive street signs in different rush hour gridlock conditions. Earlier methodologies use tone and shape data. Be that as it may, these methodologies are not versatile under extreme climate and lighting conditions. Also appearance of traffic signs can actually change over the long haul, because of the climate and harm brought about by mishaps. Rather than utilizing shading and shape highlights, latest methodologies utilize surface or slope highlights, like neighborhood paired examples (LNP) and histogram of situated inclinations (HSI). These highlights are halfway invariant to picture mutilation and light change, however they are as yet unfit to deal with serious misshapenings. Vehicle identification is a really difficult issue contrasted with traffic sign discovery because of its enormous intra-class variety brought about by various perspectives and impediment designs. Albeit sliding window based strategies have shown promising outcomes in face and human location they frequently neglect to recognize vehicles because of an enormous variety of perspectives. As of late the deformable parts model (DPM) which has acquired a ton of consideration in conventional article discovery, has been adjusted effectively for vehicle identification. Notwithstanding the DPM, visual sub arrangement based methodologies have been applied to improve the speculation execution of recognition model.

### **3.7 Proposed System**

We propose a solitary learning based recognition structure to distinguish every one of the three significant classes of different kind of objects. The proposed system comprises of a thick element extractor and identifiers of these three classes. When the thick highlights have been removed, these highlights are imparted to all indicators. The upside of utilizing one basic system is that the discovery speed is a lot quicker, since all thick highlights need just to be assessed once in the testing stage. The proposed structure presents spatially pooled

---

---

highlights as a piece of accumulated channel highlights to improve the element heartiness to commotions and picture disfigurements. Proposed system detects the object like traffic signal, bus, peoples, car and cycle. It is detecting different kind of objects from single frame. This proposed system working better than other available existing system. To additionally improve the speculation execution, we propose an object sub classification strategy as methods for catching the intra-class variety of items.

### **3.8 MODULES**

- **UPLOAD IMAGES:**

Uploading the image is done by user. Authorized person is uploading the new arrivals to system that are listed to users. Once the file is uploaded, then it is Image Pre-processing the Image to OpenCV in Serval operation to automated Traffic Scenes identification detection.

- **ANALYSIS IMAGE :**

Object detection in computer vision. Object detection is the process of finding instances of real-world objects such as Car, bicycles, and Traffic sign in images or videos. Objectdetection algorithms typically use extracted features and learning algorithms to recognize instances of an object category.

- **OBJECT DETECTION IMAGES:**

Object detection is a computer technology related to computer vision and image processing that deals with detecting instances of semantic objects of a certain class (such as humans, buildings, cars, bicycles , Traffic sign) in digital images and videos.

### **3.9 ALGORITHM**

- **Convolutional Neural Networks (CNN)**

Here proposed thesis using Convolutional Neural Networks (CNN) is one of the variations of neural organizations utilized vigorously in the field of Computer Vision. It gets its name from the kind of covered up layers it comprises of. The secret layers of a CNN commonly comprise of

---

---

convolutional layers, pooling layers, completely associated layers, and standardization layers. Here it basically implies that as opposed to utilizing the typical actuation capacities characterized above, convolution and pooling capacities are utilized as initiation capacities. To comprehend it exhaustively one necessities to comprehend what convolution and pooling are. Both of these ideas are acquired from the field of Computer Vision.

Step used in CNN algorithm is:

- Step 1: Convolution Operation. ...
- Step 1(b): ReLU Layer. ...
- Step 2: Pooling. ...
- Step 3: Flattening. ...
- Step 4: Full Connection. ...
- Step 1 - Convolution Operation. ...
- Step 1(b): The Rectified Linear Unit (ReLU) ...
- Step 2 - Max Pooling.

- **Region-based Convolutional Neural Networks(R-CNN)**

R-CNN also used in this proposed thesis to provide a best in class visual item identification framework that joins base up area recommendations with rich highlights processed by a convolutional neural organization. At the hour of its delivery, R-CNN improved the past best discovery execution on PASCAL VOC 2012 by 30% family member, going from 40.9% to 53.3% mean normal exactness. In contrast to the past best outcomes, R-CNN accomplishes this presentation without utilizing context oriented rescoring or a gathering of highlight types. To sidestep the issue of choosing an immense number of districts, Ross Girshick et al. proposed a strategy where we utilize particular pursuit to extricate only 2000 areas from the picture and he called them locale proposition. Hence presently, rather than attempting to group an enormous number of locales, you can simply work with 2000 districts.

---



---

R-CNN calculations have genuinely been a distinct advantage for object recognition errands. There has abruptly been a spike as of late in the measure of PC vision applications being made, and R-CNN is at the core of a large portion of them.

### **3.10 METHODOLOGY**

Most past techniques have planned explicit locators utilizing various highlights for every one of these three classes. The methodology we guarantee here varies from these current methodologies in that we propose a solitary learning based recognition structure to distinguish every one of the three significant classes of articles. To additionally improve the speculation execution, we propose an article sub order technique as a methods for catching the intra-class variety of items.

#### **3.10.1 Generic Object Detection**

Different object recognition is a difficult however significant application in the PC vision local area. It has accomplished fruitful results in numerous pragmatic applications, for example, face location and walker recognition. Complete review of article location can be found in. This segment momentarily surveys a few nonexclusive article identification techniques. These systems accomplish amazing location results on unbending article classes. In any case, for object classes with a huge intra-class variety, their recognition execution tumbles down drastically. As of late, another discovery structure which uses accumulated station highlights (ACF) and an AdaBoost classifier has been proposed in. This structure utilizes comprehensive sliding-window search to identify objects at multi-scales. It has been adjusted effectively for some viable applications.

#### **3.10.2 TRAFFIC SIGN DETECTION**

Here in this thesis there are many traffic sign finders have been proposed throughout the most recent decade with recently made testing benchmarks. Intrigued peruser should see which gives a nitty gritty examination on the new advancement in the field of traffic sign recognition. Most existing traffic sign indicators are appearance-based locators. These indicators by and large can

---

---

be categorized as one of four classes, in particular, shading based methodologies, shape based methodologies, surface based methodologies, and cross breed draws near. One standard benchmark for traffic sign identification is the German traffic sign recognition benchmark (GTSDB) which gathers three significant classifications of street signs (prohibitory, threat and obligatory) from different traffic scenes. All traffic signs have been completely explained with the rectangular districts of interest (ROIs). Specialists can advantageously look at their work dependent on this benchmark.

### **3.10.3 CAR DETECTION**

Many existing vehicle locators are vision based indicators. Intrigued peruser should see which examines various methodologies for vehicle location utilizing mono, sound system, and other vision-sensors. We center around vision-based vehicle indicators utilizing monocular data in this paper. These finders can be isolated into three classifications: DPM-based methodologies, sub order based methodologies and movement based methodologies.

### **3.10.4 CYCLIST DETECTION**

Many existing cyclist indicators utilize passerby recognition procedures since appearances of walkers are basically the same as appearances of cyclists along the street. These locators are for the most part gotten from the fixed camera-based methodologies. Fixed camera based methodologies are intended for traffic observing utilizing fixed cameras corner highlight extraction, movement coordinating, and object grouping are joined to distinguish people on foot and cyclists at the same time. In a sound system vision based methodology is proposed for walker and cyclist identification. It utilizes the shape includes and coordinating with standard of incomplete Hausdorff distance to distinguish targets. The creators of propose a cyclist indicator to recognize two wheels of bikes on street, yet this methodology is restricted to distinguish crossing cyclists.

---

---

## 3.11 System Design

### 3.11.1 Architecture Diagram

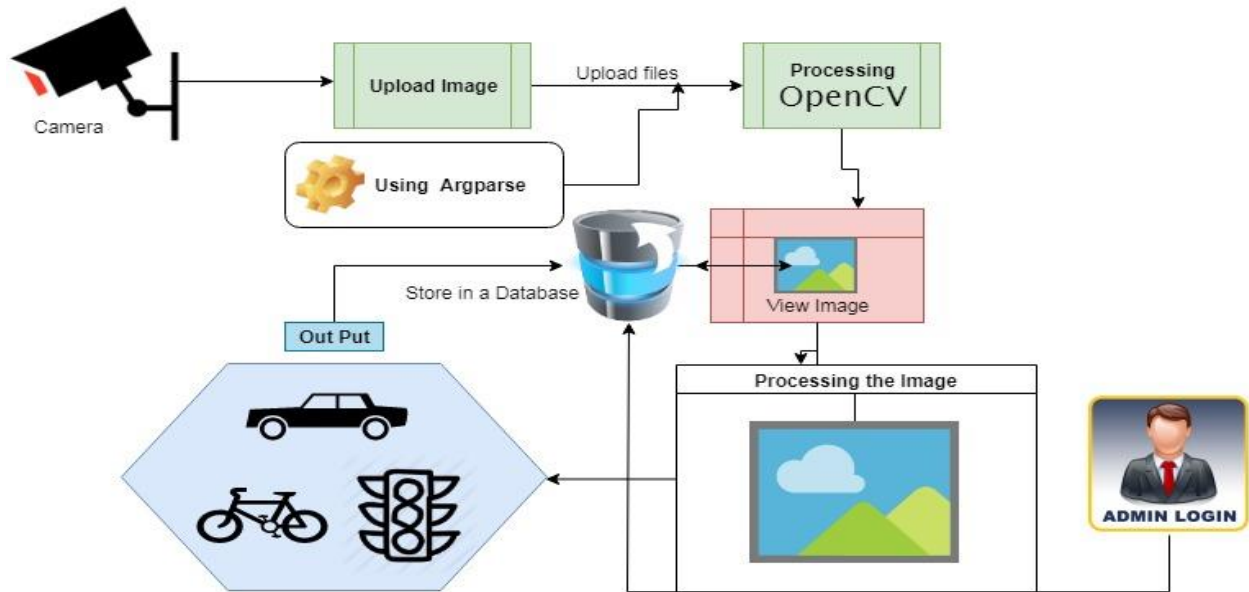


Figure 1: Architecture diagram

---

## **Chapter 4**

### **SYSTEM TEST**

The purpose of testing is to discover errors. Testing is the process of trying to discover every conceivable fault or weakness in a work product. It provides a way to check the functionality of components, sub assemblies, assemblies and/or a finished product. It is the process of exercising software with the intent of ensuring that the Software system meets its requirements and user expectations and does not fail in an unacceptable manner. There are various types of test. Each test type addresses a specific testing requirement.

#### **4.1 Unit Testing**

Unit testing involves the design of test cases that validate that the internal program logic is functioning properly, and that program inputs produce valid outputs. All decision branches and internal code flow should be validated. It is the testing of individual software units of the application. It is done after the completion of an individual unit before integration. This is a structural testing, that relies on knowledge of its construction and is invasive. Unit tests perform basic tests at component level and test a specific business process, application, and/or system configuration. Unit tests ensure that each unique path of a business process performs accurately to the documented specifications and contains clearly defined inputs and expected results.

#### **4.2 Integration Testing**

Integration tests are designed to test integrated software components to determine if they actually run as one program. Testing is event driven and is more concerned with the basic outcome of screens or fields. Integration tests demonstrate that although the components were individually satisfactory, as shown by successfully unit testing the combination of components is correct and consistent. Integration testing is specifically aimed at exposing the problems that arise from the combination of components.

---

---

### 4.3 Functional Test

Functional tests provide systematic demonstrations that functions tested are available as specified by the business and technical requirements, system documentation, and user manuals.

Functional testing is centered on the following items:

- Valid Input : identified classes of valid input must be accepted.
- Invalid Input : identified classes of invalid input must be rejected.
- Functions : identified functions must be exercised.
- Output : identified classes of application outputs must be exercised.
- Systems/Procedures : interfacing systems or procedures must be invoked.

Organization and preparation of functional tests is focused on requirements, key functions, or special test cases. In addition, systematic coverage pertaining to identify Business process flows; data fields, predefined processes, and successive processes must be considered for testing. Before functional testing is complete additional tests are identified and the effective value of current tests is determined.

### 4.4 System Test

System testing ensures that the entire integrated software system meets requirements. It tests a configuration to ensure known and predictable results. An example of system testing is the configuration oriented system integration test. System testing is based on process descriptions and flows, emphasizing pre-driven process links and integration points.

### 4.5 White Box Testing

White Box Testing is a testing in which in which the software tester has knowledge of the inner workings, structure and language of the software, or at least its purpose. It is purpose. It is used to test areas that cannot be reached from a black box level.

---

## 4.6 Black Box Testing

Black Box Testing is testing the software without any knowledge of the inner workings, structure or language of the module being tested. Black box tests, as most other kinds of tests, must be written from a definitive source document, such as specification or requirements document such as specification or requirements document. It is a testing in which the software under test is treated, as a black box .you cannot “see” into it. The test provides inputs and responds to outputs without considering how the software works.

## 4.7 Unit Testing

Unit testing is usually conducted as part of a combined code and unit test phase of the software lifecycle, although it is not uncommon for coding and unit testing to be conducted as two distinct phases.

## 4.8 Test Strategy and Approach

Field testing will be performed manually and functional tests will be written in detail.

### Test objectives

- All field entries must work properly.
- Pages must be activated from the identified link.
- The entry screen, messages and responses must not be delayed.

### Features to be tested

- Verify that the entries are of the correct format
- No duplicate entries should be allowed
- All links should take the user to the correct page.

### Integration Testing

Software integration testing is the incremental integration testing of two or more integrated software components on a single platform to produce failures caused by interface defects.

---

---

The task of the integration test is to check that components or software applications, e.g. components in a software system or – one step up – software applications at the company level – interact without error.

**Test Results:**All the test cases mentioned above passed successfully. No defects encountered.

### **Acceptance Testing**

User Acceptance Testing is a critical phase of any project and requires significant participation by the end user. It also ensures that the system meets the functional requirements.

**Test Results:**All the test cases mentioned above passed successfully. No defects encountered.

---

## Chapter 5

### RESULT

Proposed system detects the object like traffic signal, bus, peoples, car and cycle. It is detecting different kind of objects from single frame. This proposed system working better than other available existing system. Here different type of object detection performs in computer vision. Object detection is the process of finding instances of real world objects such as Car, bicycles, and Traffic sign in images or videos. Object detection algorithms typically use extracted features and learning algorithms to recognize instances of an object category. Object detection is a computer technology related to computer vision and image processing that deals with detecting instances of semantic objects of a certain class (such as humans, buildings, cars, bicycles, Traffic sign) in digital images and videos.

Table 2: Time consumed by the algorithm for detecting object in images

SN	1	2	3	4	5
Result	yes	yes	yes	yes	yes
Time/sec	7.2872	6.2135	6.8032	6.3447	6.9734
Average/sec	6.7244				

Table 3: Time consumed by the algorithm for detecting object in videos

Sn	1	2	3
Number of frames	712	834	885
Single frame/time/ms	5.7056	6.8311	6.2345
total time	3967.5257	4535.7221	4382.1735
Average time	4295.1404		

---





Figure 2 : Bus and Person detection



Figure 3: Traffic Signal detection



Figure 4: Cycle detection



Figure 5 Traffic sign detection




Figure 6: Car detection

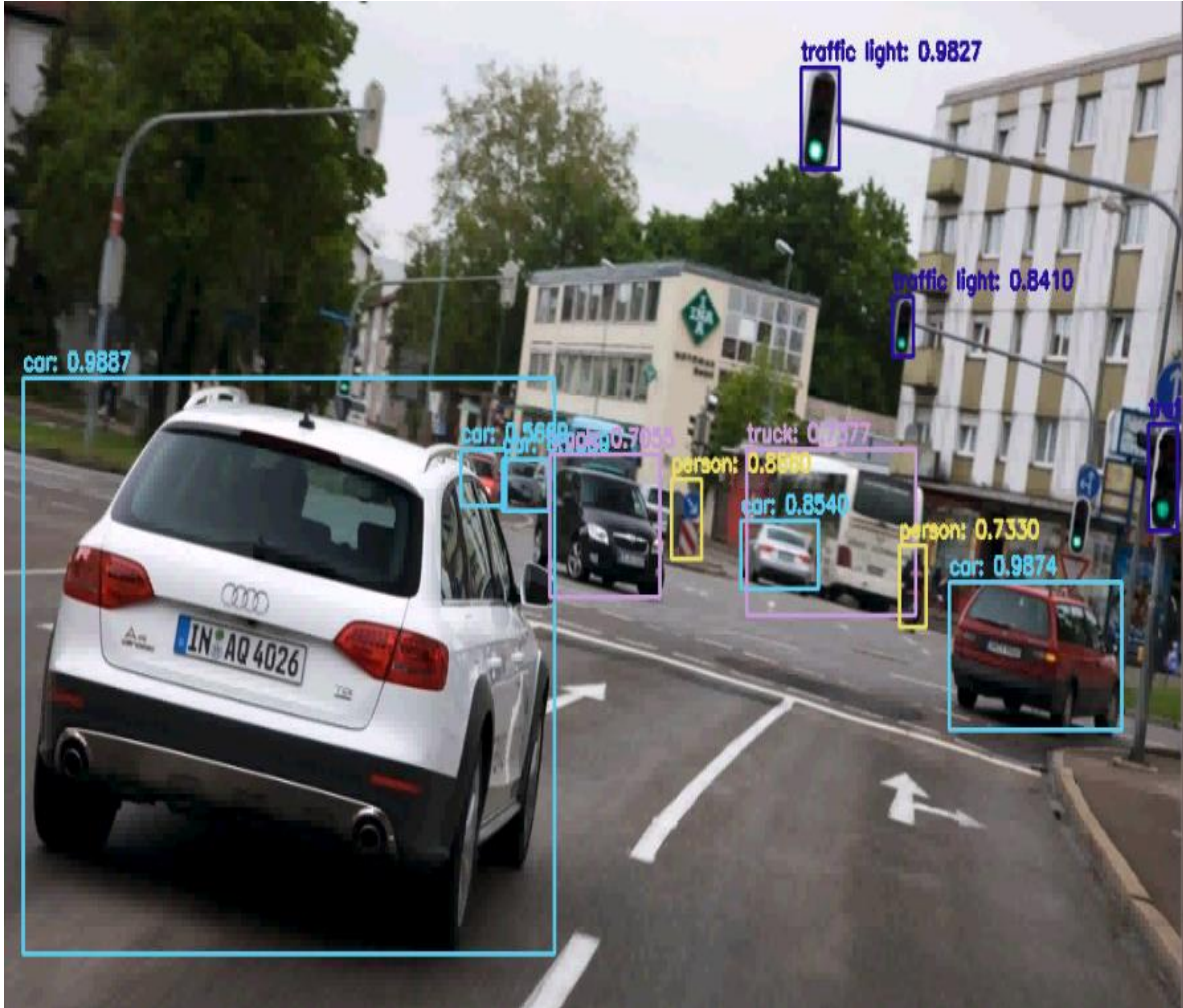


Figure 7 Car detection

---

## CONCLUSION

This thesis incorporates a typical identification structure for distinguishing three significant classes of different type of objects in rush hour gridlock traffic scenes. The proposed system presents spatially pooled highlights as a piece of amassed channel highlights to improve the component strength and utilizes indicators of three significant classes to identify numerous different type of objects. Proposed framework recognizes the item like traffic light, transport, people groups, vehicle and cycle. It is identifying diverse sort of items from single casing. This proposed framework working better compared to other accessible existing framework.

---

## REFERENCES

- [1] P. F. Felzenszwalb, R. B. Girshick, D. Mcallester, and D. Ramanan, "Object detection with discriminatively trained part-based models," *IEEE Trans. Pattern Anal. Mach. Intell.*, vol. 32, no. 9, p. 1627, 2010.
- [2] K. K. Sung and T. Poggio, "Example-based learning for view-based human face detection," *IEEE Trans. Pattern Anal. Mach. Intell.*, vol. 20, no. 1, pp. 39–51, 2002.
- [3] C. Wojek, P. Dollar, B. Schiele, and P. Perona, "Pedestrian detection: An evaluation of the state of the art," *IEEE Trans. Pattern Anal. Mach. Intell.*, vol. 34, no. 4, p. 743, 2012.
- [4] H. Kobatake and Y. Yoshinaga, "Detection of spicules on mammogram based on skeleton analysis." *IEEE Trans. Med. Imag.*, vol. 15, no. 3, pp. 235–245, 1996.
- [5] Y. Jia, E. Shelhamer, J. Donahue, S. Karayev, J. Long, R. Girshick, S. Guadarrama, and T. Darrell, "Caffe: Convolutional architecture for fast feature embedding," in *ACM MM*, 2014.
- [6] A. Krizhevsky, I. Sutskever, and G. E. Hinton, "Imagenet classification with deep convolutional neural networks," in *NIPS*, 2012.
- [7] Z. Cao, T. Simon, S.-E. Wei, and Y. Sheikh, "Realtime multi-person 2d pose estimation using part affinity fields," in *CVPR*, 2017.
- [8] Z. Yang and R. Nevatia, "A multi-scale cascade fully convolutional network face detector," in *ICPR*, 2016.
- [9] C. Chen, A. Seff, A. L. Kornhauser, and J. Xiao, "Deepdriving: Learning affordance for direct perception in autonomous driving," in *ICCV*, 2015.
-



- 
- [10] X. Chen, H. Ma, J. Wan, B. Li, and T. Xia, “Multi-view 3d object detection network for autonomous driving,” in CVPR, 2017.
- [11] A. Dondar, J. Jin, B. Martini, and E. Culurciello, “Embedded streaming deep neural networks accelerator with applications,” *IEEE Trans. Neural Netw. & Learning Syst.*, vol. 28, no. 7, pp. 1572–1583, 2017.
- [12] R. J. Cintra, S. Duffner, C. Garcia, and A. Leite, “Low-complexity approximate convolutional neural networks,” *IEEE Trans. Neural Netw. & Learning Syst.*, vol. PP, no. 99, pp. 1–12, 2018.
- [13] S. H. Khan, M. Hayat, M. Bennamoun, F. A. Sohel, and R. Togneri, “Cost-sensitive learning of deep feature representations from imbalanced data.” *IEEE Trans. Neural Netw. & Learning Syst.*, vol. PP, no. 99, pp. 1–15, 2017.
- [14] A. Stuhlsatz, J. Lippel, and T. Zielke, “Feature extraction with deep neural networks by a generalized discriminant analysis.” *IEEE Trans. Neural Netw. & Learning Syst.*, vol. 23, no. 4, pp. 596–608, 2012.
- [15] R. Girshick, J. Donahue, T. Darrell, and J. Malik, “Rich feature hierarchies for accurate object detection and semantic segmentation,” in CVPR, 2014.
- [16] R. Girshick, “Fast r-cnn,” in ICCV, 2015.
- [17] J. Redmon, S. Divvala, R. Girshick, and A. Farhadi, “You only look once: Unified, real-time object detection,” in CVPR, 2016.
- [18] S. Ren, K. He, R. Girshick, and J. Sun, “Faster r-cnn: Towards realtime object detection with region proposal networks,” in NIPS, 2015, pp. 91–99.
-

- 
- [19] D. G. Lowe, “Distinctive image features from scale-invariant keypoints,” *Int. J. of Comput. Vision*, vol. 60, no. 2, pp. 91–110, 2004.
- [20] Alberto Broggi, Andrea Cappalunga, Stefano Cattani and Paolo Zani, 2008, “Lateral Vehicles Detection Using Monocular High Resolution Cameras on TerraMax”, *IEEE Intelligent Vehicles Symposium* Eindhoven University of Technology Eindhoven, The Netherlands, June 4-6, 2008.
- [21] A. de la Escalera, J. Ma Armingol, M. Mata, 2003, “Traffic sign recognition and analysis for intelligent vehicles” *Image and Vision Computing* 21 (2003) 247–258.
- [22] Adam Coates, Andrew Y. Ng, 2011, “The Importance of Encoding Versus Training with Sparse Coding and Vector Quantization” Appearing in *Proceedings of the 28 th International Conference on Machine Learning*, Bellevue, WA, USA, 2011.
- [23] Arturo de la Escalera, Luis E. Moreno, Miguel Angel Salichs, and Jos´e Mar´ıa Armingol, 1997, “Road Traffic Sign Detection and Classification”, *IEEE TRANSACTIONS ON INDUSTRIAL ELECTRONICS*, VOL 44, NO 6, DECEMBER 1997.
- [24] Shivani Agarwal and Dan Roth, 2002, “Learning a Sparse Representation for Object Detection”, A. Heyden et al. (Eds.): *ECCV 2002*, LNCS 2353, pp. 113–127, 2002. Springer-Verlag Berlin Heidelberg 2002.
- [25] Timo Ahonen, Abdenour Hadid, and Matti Pietik¨ainen, 2004, “Face Recognition with Local Binary Patterns”, *ECCV 2004*, LNCS 3021, pp. 469–481, 2004. Springer-Verlag Berlin Heidelberg 2004.
- [26] Santosh K. Divvala, Alexei A. Efros, and Martial Hebert, 2012, “How Important Are “Deformable Parts” in the Deformable Parts Model?”, *ECCV 2012 Ws/Demos, Part III*, LNCS 7585, pp. 31–40, 2012. Springer-Verlag Berlin Heidelberg 2012.
-

---

[27] Navneet Dalal, Bill Triggs, 2005, “Histograms of Oriented Gradients for Human Detection”, International Conference on Computer Vision & Pattern Recognition (CVPR '05), Jun 2005, San Diego, United States. pp.886–893, 10.1109/CVPR.2005.177. inria-00548512

[28] Anjan Gudigar, Shreesh Chokkadi & Raghavendra U, 2016, “A review on automatic detection and recognition of traffic sign”, Multimedia Tools and Applications volume 75, pages 333–364 (2016)

[29] Vamsi K. Vegamoor, Swaroop Darbha\* and Kumbakonam R. Rajagopal, 2019, “A Review of Automatic Vehicle Following Systems”, . Indian Inst. Sci. |VOL 99:4|567–587 December 2019 |journal.iisc.ernet.in.

[30] Ichikawa, 2018, “Automatic Driving System”, Sep .4 , 2018, US 10 , 067 , 505 B2.

[31] Y. Aoyagi, T. Asakura, A study on traffic sign recognition in scene image using genetic algorithms and neural networks, 22nd International Conference on Industrial Electronics, Control, and Instrumentation, IEEE August (1996).

[32] G. Adorni, V. Da'ndrea, G. Destri, M. Mordoni, Shape searching in real world images: a CNN-based approach, Fourth Workshop on Cellular Neural Networks and their Applications, IEEE June (1996).

[33] G. Adorni, M. Mordonini, A. Poggi, Autonomous agents coordination through traffic signals and rules, Conference on Intelligent Transportation Systems, IEEE November (1997).

[34] P. Arnoul, M. Viala, J.P. Guerin, M. Mergy, Traffic signs localization for highways inventory from a video camera on board a moving collection van, Intelligent Vehicles Symposium, IEEE September (1996).

---

- 
- [35] H. Austerirmeier, U. Bu`ker, B. Merstching, S. Zimmermann, Analysis of traffic scenes using the hierarchical structure code, International Workshop on Structural and Syntactic Pattern Recognition August (1992).
- [36] MdAmirul Islam, MrigankRochan, Neil DB Bruce, and Yang Wang.Gated feedback refinement network for dense image labeling.CVPR, pages 3751–3759, 2017.
- [37] ZhaoweiCai, Quanfu Fan, Rogerio S Feris, and NunoVasconcelos. A unified multi-scale deep convolutional neural network for fast object detection. ECCV, pages 354–370, 2016.
- [38] ZhaoweiCai and NunoVasconcelos. Cascade r-cnn: Delving into high quality object detection. CVPR, pages 6154–6162, 2018.
- [39] Liang-Chieh Chen, Yukun Zhu, George Papandreou, Florian Schroff, and Hartwig Adam. Encoder-decoder with atrous separable convolution for semantic image segmentation.ECCV, 2018.
- [40] FrancisChollet. Xception: Deep learning with depthwise separable convolutions. CVPR, pages 1610–02357, 2017.
- [41] Stefan Elfwing, EijiUchibe, and Kenji Doya.Sigmoidweighted linear units for neural network function approximation in reinforcement learning. Neural Networks, 107:3–11, 2018.
- [42] Mark Everingham, S. M. Ali Eslami, Luc Van Gool, Christopher K. I. Williams, John Winn, and Andrew Zisserman. The pascal visual object classes challenge: A retrospective. International Journal of Computer Vision, 2015.
- [43] GolnazGhiasi, Tsung-Yi Lin, Ruoming Pang, and Quoc V. Le.Nas-fpn: Learning scalable feature pyramid architecture for object detection. CVPR, 2019.
-

---

[44] Ross Girshick. Fast r-cnn. ICCV, 2015.

[45] Kaiming He, Ross Girshick, and Piotr Dollar. Rethinking imagenet pre-training. ICCV, 2019.

[46] Kaiming He, Georgia Gkioxari, Piotr Dollar, and Ross Girshick. Mask r-cnn. ICCV, pages 2980–2988, 2017.

[47] Kaiming He, Xiangyu Zhang, ShaoqingRen, and Jian Sun. Deep residual learning for image recognition. CVPR, pages 770–778, 2016.

[48] Andrew Howard, Mark Sandler, Grace Chu, Liang-Chieh Chen, Bo Chen, Mingxing Tan, Weijun Wang, Yukun Zhu, Ruoming Pang, Vijay Vasudevan, Quoc V. Le, and Hartwig Adam. Searching for mobilenetv3. ICCV, 2019.

[49] Jonathan Huang, VivekRathod, Chen Sun, Menglong Zhu, AnoopKorattikara, AlirezaFathi, Ian Fischer, ZbigniewWojna, Yang Song, Sergio Guadarrama, et al. Speed/accuracy trade-offs for modern convolutional object detectors. CVPR, 2017.

[50] Seung-Wook Kim, Hyong-Keun Kook, Jee-Young Sun, Mun-Cheon Kang, and Sung-JeaKo. Parallel feature pyramid network for object detection. ECCV, 2018.

[51] Alexander Kirillov, Ross Girshick, Kaiming He, and Piotr Dollar. Panoptic feature pyramid networks. CVPR, 2019.6 [17] Tao Kong, Fuchun Sun, Chuanqi Tan, Huaping Liu, and Wenbing Huang. Deep feature pyramid reconfiguration for object detection. ECCV, 2018.

---

# Appendix 1

Research paper -1

## Object Detection Using Open CV

Akriti Kumari<sup>1</sup>, Dr. Praveen Kumar Shukla<sup>2</sup>, Dr. Manju Darbari<sup>3</sup>

<sup>1,2,3</sup>Department of Computer Science & Engineering, School of Engineering, Babu Banarasi Das University, Uttar Pradesh, India

**Abstract**— Object visual detection (OVD) aims to extract accurate real-time on-road environment information, which involves three phases detection of objects of interest, recognition of detected objects, and tracking of objects in motion. Here OpenCV tool provide the algorithm support for different object detection. Since recognition and tracking often rely on the results from detection, the ability to detect objects of interest effectively plays a crucial role in OVD. In this paper, we focus on three important classes of objects: traffic signs, cars, and cyclists. We propose to detect *all the three* important objects in a single learning-based detection framework (SLDF). The proposed framework consists of a dense feature extractor and detectors of three important classes. Once the dense features have been extracted, these features are shared with all detectors. The advantage of using one common framework is that the detection speed is much faster, since all dense features need only to be evaluated once in the testing phase. In contrast, most previous works have designed specific detectors using different features for each of these three classes. To enhance the feature robustness to noises and image deformations, we introduce spatially pooled features as a part of aggregated channel features. In order to further improve the generalization performance, we propose an object sub categorization method as a means of capturing the intra class variation of objects. We experimentally demonstrate the effectiveness and efficiency of the proposed framework in three detection applications: traffic sign detection, car detection, and cyclist detection. The proposed framework achieves the competitive performance with state-of-the-art approaches on several benchmark data sets.

**Keywords**— Object visual detection (OVD), single learning-based detection framework (SLDF), traffic signs, OpenCV, cyclists.

### I. INTRODUCTION

Object visual detection (OVD) is one of many fast-emerging areas in the intelligent transportation system. This field of research has been actively studied over the past decade. TSP involves three phases: detection, recognition and tracking of various objects of interest. Since recognition and tracking often rely on the results from detection, the ability to detect objects of interest effectively plays a crucial role in TSP. In this thesis, we focus on three important classes of objects: traffic signs, cars, and cyclists. a typical on-road traffic scene with the detected objects of interest and illustrates some positive examples from the three mentioned classes. Most previous methods have designed specific detectors using different features for each of these three classes. The approach we claim here differs from these existing approaches in that we propose a single learning based detection framework to detect all the three important classes of objects.

The proposed framework consists of a dense feature extractor and detectors of these three classes. Once the dense features have been extracted, these features are shared with all detectors. The advantage of using one common framework is that the detection speed is much faster, since all dense features need only to be evaluated once in the testing phase. Because of higher recognition exactness of optical stream technique, movement boundaries of moving articles are created which brings about abstaining from any covering of various moving items. The proposed calculation at first takes the video outlines as info individually gauges the normal stream vectors from them which brings about Optical stream vectors. Clamor sifting is done to eliminate the undesirable movement out of sight. At that point thresholding is done to accomplish double picture. There are some lopsided limits in edge picture which are corrected by morphological tasks. Associated parts are investigated to equitably fix the created white masses in paired picture. At long last, checking of moving item is finished with a case which demonstrates the movement of the articles exclusively. Optical stream strategy has been favored in light of its low intricacy and high precision [6].

For the most part, Object identification has applications in numerous regions of PC vision, including picture getting and video surveillance[1]. Well-informed spaces of article discovery incorporate face identification and passerby location. Great item identification framework decided the presence or nonappearance of articles in self-assertive scenes and be invariant to protest scaling and revolution, the camera see point and changes climate. Address discovery issue with various goals, which are characterized into two classifications: explicit and calculated. The previous includes discovery of known articles and letter includes the recognition of an item class or intrigued region. All article location frameworks use models either expressly or certainly and designate component indicators dependent on these item models. The theory arrangement and check segments fluctuate in their significance in various ways to deal with object identification. A few frameworks utilize just theory development and afterward select the article with most elevated coordinating as the right item. An article recognition framework must choose right apparatuses and proper strategies for the preparing. In the choice of fitting techniques for a

# A Review of Object Detection using Opencv

Akriti Kumari<sup>1</sup>, Dr. Praveen Kumar Shukla<sup>2</sup>, Dr. Manju Darbari<sup>3</sup>

<sup>1,2,3</sup>Department of Computer Science & Engineering, School of Engineering, Babu Banarasi Das University, Uttar Pradesh, India

**Abstract**— This paper contains the details of different object detection (OD) techniques, object identification's relationship with video investigation and picture understanding, it has pulled in much exploration consideration as of late. Customary item identification strategies are based on high quality highlights and shallow teachable models. This survey paper presents one of such strategy which is named as Optical Flow method (OFM). This strategy is discovered to be more strong and effective for moving item recognition and the equivalent has been appeared by an investigation in this review paper. Applying optical stream to a picture gives stream vectors of the focuses comparing to the moving items. Next piece of denoting the necessary moving object of interest checks to the post preparing. Post handling is the real commitment of the review paper for moving item identification issue. Their presentation effectively deteriorates by developing complex troupes which join numerous low-level picture highlights with significant level setting from object indicators and scene classifiers. With the fast advancement in profound learning, all the more useful assets, which can learn semantic, significant level, further highlights, are acquainted with address the issues existing in customary designs. These models carry on contrastingly in network design, preparing system and advancement work, and so on In this review paper, we give an audit on profound learning based item location systems. Our survey starts with a short presentation on the historical backdrop of profound learning and its agent device, in particular Convolutional Neural Network (CNN) and region based convolutional neural networks (R-CNN).

**Keywords**— Convolutional Neural Network (CNN), Region based Convolutional Neural Networks (R-CNN), Object Detection (OD), Optical Flow Method (OFM).

## 1. INTRODUCTION

Object recognition [1][47] which normally comprises of various subtasks, for example, face identification [2] walker discovery [3][48] and skeleton location [4]. As one of the key PC vision issues, object discovery can give important data to semantic comprehension of pictures and recordings, and is identified with numerous applications, including picture arrangement [5], [6], human conduct examination [7][4], face acknowledgment [8][5] and self-sufficient driving [9], [10]. In the interim, Inheriting from neural organizations and related learning frameworks, the advancement in these fields will create neural organization calculations, and will likewise impact affect object location strategies which can be considered as learning frameworks. [11][14][6]. In any case, because of enormous varieties in perspectives, postures, impediments and lighting conditions, it's hard to impeccably achieve object identification with an extra item limitation task. So much consideration has been pulled in to this field as of late [15][18]. The issue meaning of item recognition is to figure out where articles are situated in a given picture (object limitation) and which classification each item has a place with (object characterization) [37]. So the pipeline of conventional article discovery models can be principally separated into three phases: instructive area choice, include extraction and characterization [40]. Article recognition and following is one of the most testing errands in advanced picture handling and it has numerous applications in Computer Vision [1]. In this survey paper the idea of optical stream [2],[3] for the movement recognition presents an evident difference in moving item area between two edges. It protects the moving articles from the static foundation objects. Optical stream assessment yield a two-dimensional vector field[45] for example movement field that speak to speeds of each purpose of a picture succession [4]. Optical stream assessment is helpful in numerous applications. A few models are Vehicles Navigation [4], Video Image remaking, Traffic Surveillance and article following [5]. Because of higher recognition exactness of optical stream technique, movement boundaries of moving articles are created which brings about abstaining from any covering of various moving items. The proposed calculation at first takes the video outlines as info individually gauges the normal stream vectors from them which brings about Optical stream vectors. Clamor sifting is done to eliminate the undesirable movement out of sight. At that point thresholding is done to accomplish double picture. There are some lopsided limits in edge picture which are corrected by morphological tasks. Associated parts are investigated to equitably fix the created white masses in paired picture. At long last, checking of moving item is finished with a case which demonstrates the movement of the articles exclusively. Optical stream strategy has been favored in light of its low intricacy and high precision [6]. For the most part, Object identification has applications in numerous regions of PC vision, including picture getting and video surveillance[1]. Well-informed spaces of article discovery incorporate face identification and passerby location. Great item identification framework decided the presence or nonappearance of articles in self-assertive scenes and be invariant to protest scaling and revolution, the camera see point and changes climate. Address discovery issue with various goals, which are characterized into two classifications: explicit and calculated. The previous includes discovery of known articles and letter includes the recognition of an item class or intrigued region. All article location frameworks use models either expressly or certainly and designate component indicators dependent on these item models. The theory arrangement and check

ORIGINALITY REPORT

8%

SIMILARITY INDEX

1%

INTERNET SOURCES

1%

PUBLICATIONS

7%

STUDENT PAPERS

PRIMARY SOURCES

1

Submitted to SASTRA University

Student Paper

5%

2

"Computer Vision and Robotics", Springer  
Science and Business Media LLC, 2022

Publication

1%

3

Submitted to Harare Institute of Technology

Student Paper

1%

4

Submitted to Texas A&M University - Corpus  
Christi

Student Paper

1%

5

Submitted to University of Duhok

Student Paper

<1%

6

a2zjournals.com

Internet Source

<1%

7

arxiv.org

Internet Source

<1%

Exclude quotes

On

Exclude matches

< 10 words